



Vaccination Pass

Guideline v. 01_03/2018

International Rescue Dog Organisation
Internationale Rettungshunde Organisation

This guide supports you when registering for courses, trainings, tests, modules and championships. The correct and up-to-date furnishing of vaccination data is essential for the participation at events, which are supported by IRO. Please note the following points. Only if we get your complete vaccination data, we proceed with your registration:

- I. All scans or pages must be compiled into one document.
- II. The file must be named in the following way:
vac_pass_nameofdog_month_year
(e.g. vac_pass_Baxter_06_2017)
- III. The vaccination pass must be sent as a part of the registration for the event.

ad III.

Any required/planned vaccinations have to be announced already at the registration. Once the vaccination has been done, an updated version of the vaccination pass must be sent again. ATTENTION: The vaccination pass has to be provided completely - as described in point 1 - in one document again.

The following information must be clearly legible:

- 1. Vaccination pass registration number**
on
EACH side
 - 2. Name of the dog**
 - 3. Breed**
 - 4. Sex**
 - 5. Birth date**
 - 6. Microchipnumber**
 - 7. Full pages of the vaccine data**
(rabies and multiple vaccination)
 - 8. The latest indicated validity date of vaccination** by the veterinarian
-

If the vaccination data are not transmitted in compliance with this guideline, the registration is incomplete and therefore not accepted.

Example: Vaccination Pass

BESCHREIBUNG DES TIERES

Description of animal



Name / name: Baxter

Art / species: Hund

Rasse / breed: Malinois

Geschlecht / sex: männlich

Geburtsdatum / date of birth: 20.05.2012

Haarkleid / coat: kurzhaar, hell
(Farbe & Typ / color & type)

*Nach Angabe des Tierbesitzers
As stated by owner

2 **AT 01 2345678**

KENNZEICHNUNG DES TIERES

Identification of the animal

Microchip-Nummer / microchip number*: 6



Datum der Microchip-Implantation / date of microchipping*:
20.07.2012

Implantationsstelle / location of implantation*:
Hals links

Tätowierungsnummer / tattoo number*:

Datum der Tätowierung / date of tattooing*:

**Die Angaben sind vor jedem neuen Eintrag in
diesen Ausweis zu überprüfen**





The identification must be verified
before any new entry is made on this passport

3 **AT 01 2345678**

1

TOLLWUTIMPFUNG




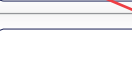
Vaccination against rabies

Hersteller & Name des Impfstoffes	Chargennummer	Impfdatum ¹ Gültig bis ²	Ermächtigter Tierarzt
Manufacturer & name of vaccine	Batch number	Vaccination date ¹ Valid until ²	Authorised veterinarian
		28.07.2012	Dr. H. Muster Tierarzt Schöngr. 12 1234 Gürtberg
		28.07.2015	Dr. H. Muster Tierarzt Schöngr. 12 1234 Gürtberg
		05.08.2015	Dr. H. Muster Tierarzt Schöngr. 12 1234 Gürtberg
		05.08.2018	Dr. H. Muster Tierarzt Schöngr. 12 1234 Gürtberg

7 **AT 01 2345678**

SONSTIGE IMPFUNGEN

Other vaccination

Hersteller & Name des Impfstoffes	Chargennummer	Impfdatum ¹ Gültig bis ²	Ermächtigter Tierarzt
Manufacturer & name of vaccine	Batch number	Vaccination date ¹ Valid until ²	Authorised veterinarian
		28.10.2015	Dr. H. Muster Tierarzt Schöngr. 12 1234 Gürtberg
		28.10.2016	Dr. H. Muster Tierarzt Schöngr. 12 1234 Gürtberg
		05.10.2016	Dr. H. Muster Tierarzt Schöngr. 12 1234 Gürtberg
		05.10.2017	Dr. H. Muster Tierarzt Schöngr. 12 1234 Gürtberg

9 **AT 01 2345678**

8

9