



International IRO Mission Readiness Test Rubble and Reclassification

Guideline for the organisation and evaluation

First Edition	08.08.2009
Last Revision / Approved	22.03.2023
Version	V02/00_03/2023

The English translation is based on the original text in German.

Although the masculine form was chosen for better readability in the guide, the information naturally also refers to the feminine form and other gender identities. For the sake of linguistic simplification, it is to be understood as gender-neutral.

Overview

Requirement of dog teams to participate in the MRT.

The MRT is for operational organizations. The dog team must have passed an IRO National MRT or RH T-B test according to IPO-R, judged by a judge for rescue dogs, who is acknowledged internationally by the IRO or internationally by FCI.

Requirements for the execution of an MRT

- The MRT-T should be organized by several NROs if possible. This promotes relationships and knowledge sharing at the national level, which will benefit them in a emergency case.
- The test site must comply with the IRO test specifications (IRO application).
- Senior Classifier is on site two days early and reviews the site, assigns search areas based on the testing criteria and the Classifiers.
- The classifiers set up the search areas according to the specifications. These are then checked by the senior classifier and two other classifiers. This ensures that the same focal points (distance work, depth search, etc.) are not tested more than once. So it can be avoided that top teams fail because of one criterion. During the mission, it is the responsibility of the NROs / team leaders to deploy the teams according to their abilities.
- The MRT consists of a total of 9 searches. A four-man rotation search must be made.
- During the rotation there is a short break between the searches of 10 minutes, which includes the shifting and reestablishment. At least one night search. The whole MRI should be done in three blocks if possible. In case of unusual temperature and weather conditions, appropriate adjustments must be made.

Test criteria

The following must be tested

- Superimposed scent
- High hiding place
- Deep hiding place
- Alert at distance
- Dog and handler close together (tunnel or shaft)
- Limited search area possibly as a follow-up search
- Area with fine search
- Search at the edge of the rubble field
- Carry/hand over, lift dog down from height (shoulder height)
- Dog emergency stop OR Emergency stop signal

1.	Introduction to the Int. IRO Mission Readiness Test Rubble (MRT-T)	4
1.1.	General Information	4
1.2.	Requirements for the organisation of an Int. IRO MRT-T	6
2.	Information for participants	6
2.1.	Requirements for participation	6
2.2.	Participants at the IRO Reception and Departure Centre (RDC)	7
2.3.	Participants at the Base of Operations (BoO)	7
2.4.	Schedule for the participants	7
2.5.	Measures in case of emergencies	8
2.6.	Departure of participants	8
3.	Test administration	8
3.1.	Senior Classifier	8
3.2.	IRO Office	9
3.3.	On-site Facilitator	9
3.4.	Victims and Hide locations	10
3.5.	Distraction / Disturbance / Noise	10
3.6.	Classifiers	11
3.7.	Organising NRO	11
4.	Testing Area	12
4.1.	General information	12
4.2.	Tactical situation	12
5.	Evaluation	14
5.1.	Evaluation of search work	14
5.2.	Evaluation of additional testing subjects	14
5.3.	Alert/Indication	14
6.	Results	15
6.1.	Validity and Reclassification	15
7.	Reclassification	16
7.1.	General Information	16
7.2.	Requirements for participants	16
7.3.	Validity and Reclassification	16
8.	Acceptance of an Int. IRO NRO MRT Rubble	16
	APPENDIX A – Score Sheet Mission Readiness Test Rubble	17
	APPENDIX B - Personal Protective Equipment (PPE) – Personal Equipment (PE)	21
	APPENDIX C – Public Relations and Marketing	22
	APPENDIX D – Briefing Card	23

1. Introduction to the Int. IRO Mission Readiness Test Rubble (MRT-T)

- Each NRO should ensure their dog team is properly prepared for the MRT-T process. This should be carried out by utilising the IRO MRT T Preparation.
- The international MRT-T is based on the work of a search dog team at an international USAR mission.
- The MRT-T will be executed on a scenario basis, this may include additional theoretical and practical test in human and veterinary first aid.
- Participants will be required to work with the latest version of the INSARAG Guidelines.
- The practical search elements will be marked using a set score sheet (see [Appendix A](#)). A minimum of nine
- searches of 20 minutes will be carried out over a period of 2 days; these will include day and night searches. At least once 4 searches in a row, 1 to 3 night searches, no empty searches.
- In order to pass the MRT-T, search dog teams must locate at least 70 % of the victims. False indications are allowed depending on the number of victims, as shown in chapter 5. Evaluation.

1.1. General Information

- The IRO Department for Deployment is responsible for the MRT-T and may assign a NRO to carry out the event in close cooperation with the IRO Office. Any NRO may apply to organise an MRT-T, provided that it has suitable test areas available and agreed by the Department for Deployment.
- For organising the MRT-T the hosting NRO will receive financial support from IRO according to the current valid amount agreed by the IRO Executive Board.
- The MRT-T will host an international observation programme. International observers must be registered prior to the MRT-T and attend the event within the framework of an observer programme provided by IRO.
- Unsportsmanlike behaviour, aggressive behaviour of the dog or cheating in any way (e.g., passing-on information of victim-locations, etc.), can lead to a disqualification through the Test Administration. The Senior Classifier will instruct the relevant individual to leave the event immediately.
- In the case of aggressive behaviour of the dog and/or injury of persons and damage of dogs or objects:

No apparent injury/damage:

- Warning from the Department for Deployment.
- In case of a repeated offence, it is possible, for the Executive Board, based on a motion by the Spokesperson for Deployment, to impose a ban for one year or a lifetime ban.

Apparent injury/damage:

- The Spokesperson initiates the review for a ban on participation.
- The Executive Board can impose a ban on participation at all IRO events for one year or for a lifetime

In the case of a ban, the following procedure is necessary (assessment procedure):

- To obtain a written statement from the dog handler
- To obtain a written statement from the classifier, worksite manager, persons injured and possible witnesses

- Executive Board resolution regarding the ban

Notification of the ban will include the dog's data (breed, name, date of birth, chip number and/or tattoo) and will be communicated to:

- the dog handler and his/her NRO in writing and via email
- the classifier and the IRO NRO, at whose event the incident took place, via email
- in the next issue of the IRO Info

In any case, the responsible Spokesperson is entitled to direct a preliminary ban for preventive reasons until the assessment procedure is completed.

- A dog and handler are considered a "team" and the Mission Readiness is achieved as a team. Therefore, only the exact team, which was certified IRO Mission Ready in the course of the IRO MRT-T, can work under the label "IR Mission Ready".
- The MRT-T is based on the scenario of a recent strong earthquake resulting in the need for international assistance.
- The search mission at the MRT-T is to locate as many survivors as possible at the different work sites, which will vary in size and difficulty.
- All participants in the MRT-T will receive a full briefing by the classifier for each search, on the procedures to be followed and on the safety issues. All participants must be fully aware that they have a duty to continually carry out a dynamic risk assessment for the duration of the search.
- The team is given 5 minutes for the briefing (a longer interview is at the expense of search time), followed by 20 minutes search time and 10 minutes for debriefing and relocation.
- The task of the search dog handlers is to guide and direct the search dog in order to solve the presented tactical situation within these 20 minutes.
- The search dog handler must demonstrate teamwork with their search dog. They will need to read their dog's behaviour and must communicate the information they have gathered to the Classifiers after each search.
- At the MRT-T the search dog handler has to demonstrate, that they are able to act in a tactically correct manner in, on or at the work site.
- Responsibility for the dog and its control remains with the dog handler at all times during the assessment.
- In order to allow a uniform and appropriate public presentation of IRO, the hosting NRO and the event itself, a separate PR/Media Guideline has been defined and can be found as [Appendix C](#) to this Guideline.

1.2. Requirements for the organisation of an Int. IRO MRT-T

- In order to hold an MRT-T, there must be a minimum of 15 dog handlers are registered, who fulfill the requirements for participation. Should the number of 15 registered teams not be reached by the application deadline, the MRT-T is cancelled.
- Furthermore, in order to hold an MRT-T with 2 main groups (4-day event), there shall be a minimum of 24 applicants. Otherwise, the MRT-T must be reduced to 1 main group (2-day event) and shall have a minimum of 15 and a maximum of 18 participants.
- The execution of an MRT-T can be cancelled due to any unforeseeable reason.
- The MRT-T shall be planned by the assigned NRO in such a way that it includes a weekend, (regardless of whether it is a two day or 4-day event). Deviations from this requirement need to be approved by the Department for Deployment in time. Because search work will be assessed by day and by night, a shift work for the helpers will have to be planned, where applicable.

2. Information for participants

2.1. Requirements for participation

- IRO NRO members must have passed an IRO National MRT or RH T-B test according to IPO-R, judged by a judge for rescue dogs, who is acknowledged internationally by the IRO or internationally by FCI. Registrations are made through the NRO, with IRO NRO prioritised.
- Participants must hand in a proof of the successful participation at a First Aid Course (incl. Basic Life Support/CPR) according to an internationally acknowledged standard, along with the registration. The proof must not be older than 3 years.
- Participants have to transfer the participation fee of € 250, - to the designated IRO bank account until the announced deadline.
- The dog must not be older than 8 years of age at its first MRT-T participation.
- The dog must have all documentation and vaccinations for international deployments, as determined by the Department for Deployment. This includes at least: pet passport, vaccinations according to the IRO vaccination scheme (leptospirosis, parvovirus, distemper, hepatitis and rabies).
- A self-certification will be required from the handler themselves, to indicate that the participant is in good health and has appropriate physical and mental condition to undertake the MRT-T.
- Successfully complete the United Nations' online assessment for Basic (BSITF) or Advanced Security In The Field (ASITF) in any of the languages provided by the United Nations and hand in the certificate with the registration.
- The dog handler has to own a valid passport (with a minimum of 6 months validity and with a minimum of two blank pages), which has to comply with the entry requirements for the host country. 4 passport photos for visa entry requirements and two passport copies need to be handed in at the Reception and Departure Centre (RDC) It is in the responsibility of each participant to contact the local health departments for more information on vaccinations requirements for the dog handler for international travel.
- Appropriate Personal Equipment (PE) and Personal Protective Equipment (PPE) such as helmet, safety boots, gloves, clothing, etc. are required. A recommendation with regards to standards can be found in [Appendix B](#) to this Guideline.

- Each participant must have the necessary accommodation equipment and provisions for the stay at the BoO.
- Participants without sufficient command of German or English language can register a translator for the MRT-T. Only those persons registered as translators are allowed to be present at the actual worksites. A translator can only work for one participant during the whole process of the MRT-T.
- Should the IRO request that participants are required to bring helpers from their NRO to support in the function of hiding persons, these individuals are not allowed to participate in the MRT-T as dog teams.

2.2. Participants at the IRO Reception and Departure Centre (RDC)

- The MRT-T starts with the registration of the participants at the IRO Reception and Departure Centre / RDC.
- The IRO RDC shall be strategically situated. The exact place of the IRO RDC is published in due time.
- An equipment check will be carried out for each participant at the IRO RDC.
- Only participants with complete equipment will be allowed to proceed. Deficient equipment (PPE, PE, provision or accommodation) can lead to disqualification of the participant (See [Appendix B](#) for PPE and PE)
- An assigned veterinarian will perform a health check of all participating dogs, as well as a check of the vaccinations passes with regards to the IRO vaccination scheme, at the IRO RDC. Should the dog's vaccinations not comply with the IRO vaccination scheme, the team cannot relocate to the BoO. If a veterinary issue is identified, the veterinary will inform the Senior Classifier. A decision on whether the dog can participate at the event or not is made, based on the severity of the health problem.
- Once duly registered at the IRO RDC and all formalities completed, the participants are transported to the Base of Operations (BoO). All vehicles and trailers of the participants will be parked at a designated parking and access will generally be denied until the end of the event or can in special cases be granted by the Senior Classifier.

2.3. Participants at the Base of Operations (BoO)

- A BoO Manager will be appointed by the hosting NRO for the duration of the event. Their role is to control and manage all BoO activities related to the event.
- Ensuring provision at the BoO remains in the individual responsibility of each participant/NRO. Accommodation for participants in team tents can be provided by the IRO, if possible.
- Each participant will be assigned their accommodation by the BoO Manager.
- Motor aggregates, such as generators, brought by individual participants/NRO will need to be positioned on the outskirts of the BoO with sufficient distance from all sleeping accommodation to prevent noise pollution.

2.4. Schedule for the participants

- There is no set time schedule for participants.
- With the exception of the mandatory 4-hours resting period.
- Participants have to establish readiness for search within 15 minutes from the time they receive their tasking notification.

2.5. Measures in case of emergencies

- For the case of emergencies, appropriate measures are to be determined in advance (announcement of emergency numbers, possible consultation with doctors in the vicinity, etc.).
- In case of an emergency, after taking the first measures, the Senior Classifier and, if necessary, the veterinarian are to be informed immediately.
- In case of an emergency, a detailed accident report is required from the following people:
 - Victim or Dog handler
 - Classifiers at the worksite/station
 - Senior Classifier
 - Other Witnesses
- 2 veterinarians, that are confirmed by IRO, are present at the IRO MRT-T. The organizing NRO shall also designate an on-site veterinary clinic to be available for veterinary emergencies during the MRT-T. Costs for veterinary treatment are to be covered by the handler.

A detailed report about the accident needs to be sent to the IRO Office, within 14 working days after the incident. The report must contain the following details:

- Location/time/date
- Person(s) and dog(s) involved
- Detailed description of the incident (photograph evidence if possible)
- Type of measures taken

2.6. Departure of participants

- All participants are responsible for their own arrangements concerning their homeward journey.

3. Test administration

The test administration consists of:

- Senior Classifier
- IRO Office
- On-site Facilitator
- Classifiers
- Organising NRO / NRO Coordinator

Where the decision of the Classifiers gives rise to a dispute, the Senior Classifier will make a final decision of the highest instance, based on the available facts.

Roles and responsibilities:

3.1. Senior Classifier

- The IRO Spokesperson for the Department for Deployment or one of the Deputies or a person appointed by the Spokesperson shall be the Senior Classifier who is the head of the test administration. In cooperation with the IRO Office and the organising NRO, the Senior Classifier is responsible for the overall organisation of the MRT-T.
- Ensures, in the coordination with the IRO office, that all participants meet the requirements for participation at the MRT-T.
- Assigns, in the coordination with the On-site Facilitator, the search areas and hides.

- Selects the IRO Classifiers from the A-Classifiers of the official IRO Classifier List, as well as specialists for the additional testing subjects.
- Classifiers from the official IRO Classifiers list and the experts for the additional testing subjects.
- The Senior Classifier is on site two days early and inspects the site, arranges the search areas based on the inspection criteria and assigns the Classifier.
- Defines the general tactical situation and holds a final Classifier training.
- Decides what kind of distractions are used at which worksites and in which form.
- May order that a demonstration by a mission ready search dog is to be carried out prior to the first search.
- Ensures that the evaluation is done in accordance with the IRO and the INSARAG Guidelines.
- Decides if and when a team has to discontinue the test. This may be the case, when a dog is found to be physically unfit by the veterinarian on duty, either prior to or during the test. If a dog exhibits aggressive behaviour towards a victim or any other individual, the Senior Classifier is responsible for the decision to disqualify the particular team from the MRT-T, after consultation with the Classifiers.
- Where in a particular case, Classifiers are of divergent opinions; the Senior Classifier acts as an arbitrator and is responsible for the final decision and in case of false alert, after hearing both sides.
- The Senior Classifier organises and conducts the Classifiers meetings.
- Provides a standardised written feedback to all participants after the MRT-T through the IRO Office.

3.2. IRO Office

- The IRO Office is responsible for announcing the MRT-T in coordination with the Department for Deployment.
- Receives the registrations to the MRT-T and establishes the list of participants.
- Enters all participants data into the evaluation system / Cockpit and creates the necessary score sheets and certificates for the test administration.
- Is responsible to adequately staff the IRO RDC and takes care of all administrative tasks.
- Updates the list of IRO mission ready teams in a timely manner.

3.3. On-site Facilitator

- The Department for Deployment appoints the On-site Facilitator.
- Their role is to identify and manage the implementation of:
 - 9 worksites, which are accepted by the Senior Classifier and two Classifiers according to the guidelines.
 - Appropriate infrastructure for all additional MRT-T subjects
 - Base of Operations (BoO)
 - General and logistic infrastructure for the MRT
- Coordinates the worksite preparations prior to the MRT-T. In agreement with the IRO Office they can arrive 2-3 days prior to the event starting date to supervise the final preparation of the work sites, in coordination with the organising NRO.

- Controls the size of each search area
- Decides on the location and number of victims together with the Senior Classifier/IRO Office.
- Creates all necessary documentation needed for the MRT, together with the IRO Office.
- Supports the classifier team.

3.4. Victims and Hide locations

- The number of victims to be found shall not be disclosed.
- At least one rubble situation has to simulate the collapse of a multiple storey building. In all search areas the rubble structures' level of difficulty should conform to the average difficulty of a rubble situation in mission; this is compulsory at at least one worksite. 2/3 should be rubble work.
- All hiding locations must be safe, suitable and constructed correctly.
- The number of victims can vary for each worksite, but the total number of victims has to be the same for all participants throughout the MRT-T. The Department for Deployment defines this number.
- Victims should be in the hiding locations at least 15 minutes before the first dog team begins their search.
- For at least 2 victims there has to be at least 1,5m of material between the victim and the place of alert (possible material: debris, gravel, plastic, wood).
- At least two worksites should dispose of a height difference of at least 2 metres within the search area.
- There should be 6 hiding places per workstation to allow for changing the hiding places according to the evaluators' preferences. A minimum of 6 hide locations should be identified on each work site, allowing exchange of hiding locations, when instructed by the classifiers
- All victims are positioned in the hides, which have been pre-constructed in accordance with an appropriate and sufficient risk assessment, out of sight of the dog teams.
- Height / Depth of hides will vary according to conditions available

3.5. Distraction / Disturbance / Noise

- Any disturbance caused by placing the victims in position that may indicate the hide's location should be camouflaged by a group of people criss-crossing the area causing as much distraction as possible.
- At least two of the searches must contain the following to simulate the noise of a disaster environment. The following equipment should be introduced at some time during the assessment:
 - Running machinery (generators)
 - Rescue/retrieval tools
- The search in collapsed structures must contain the following scents, associated with a recently inhabited building:
 - Clothing (not freshly worn)
 - Furniture & other domestic appliances
 - Food items
 - Disturbance
 - Traces of recent human scent

- These items shall not be reachable for the dog. However, they should be placed in such a way as to allow the Classifiers to clearly determine whether the dog is alerting on the objects or a victim.
- Persons lingering in the search area alone or in groups: The Classifiers shall decide prior to the search, if the lingering persons must leave the rubble, should they be told to do so by the dog handler.

3.6. Classifiers

- The classification team is made up of the following people:
 - 1 Senior Classifier
 - At least 12 Classifiers
- The IRO Classifier are selected based on the IRO Classifier list (A Classifier).
- Based on the suggestion of the Spokesperson for Deployment, the IRO Executive Board assigns the Classifiers for the MRT-T. These are not allowed to participate in the MRT.
- Classifiers should be chosen from as many NROs as possible. Only in exceptional cases the Spokesperson for Deployment can make decisions to ensure the orderly running of the event.
- Two Classifiers assess the work of the search dog teams at each work site. Every Classifier has to attend the Classifier Briefing, taking place immediately before the MRT-T.
- Every classifier must fully complete a score sheet for each team and each search.
- Scores below 2 points in any category must be commented by the Classifier on the score sheet in English or German language.
- All false indications that are witnessed by Classifiers must be documented on the score sheet issued by the IRO Office.
- All Classifiers must participate at the IRO Classifier Training in a 3-years-rhythm in order to stay on the list of IRO Classifiers and be able to be assigned to an MRT.
- All Classifiers allocated in the MRT must attend all Classifiers meetings.
- In order to expand the Classifier pool, so called Shadow Classifiers may attend the MRT-T, upon invitation by the Department for Deployment. They are Classifiers in Training and may be fully integrated into the classification team, however never as Head Search. They are not part of the official classifier team. A maximum of two „Shadow Classifiers“, per group, shall be allowed to attend an MRT-T.

3.7. Organising NRO

- The organising NRO is responsible for establishing the event schedule in close cooperation with the IRO Office in accordance with the organisational requirements to hold an MRT-T.
- Ensures that the IRO Office receives all necessary information in due time.
- Ensures that the necessary infrastructure is available, as per IRO Department for Deployment requirements.
- Ensures the availability of the veterinarian emergency medical service for the entire duration of the MRT-T.
- Provides adequate work sites, appropriate areas for a BoO and RDC.
- Appoints a BoO Manager who is in charge of all BoO related duties.
- Ensures that the event is carried out according to the IRO MRT-T Guideline.

- Provides a sufficient number of hiding persons, in consultation with the IRO office
- It is responsible for providing all transportation for the test administration, participants and helpers and all meals for members of the test administration.

4. Testing Area

4.1. General information

- The MRT-T will be carried out at four different search areas at a minimum.
- The size of each search area shall be in the range of approx. 800 m² to 2000 m².
- At least two work sites have to feature a height difference of at least 2 m within the search area.
- Possible search areas are:
 - Rubble complexes in civil- or emergency management centres: consisting of structures, collapsed or partially collapsed structures, rubble piles or debris. Containing concrete, bricks, rocks, wood or a mixture of materials common to disaster sites. Dangerous components such as glass, sharp metal edges, etc. shall be removed where possible, or be secured / covered and identified
 - Recycling complexes / concrete, wood or other suitable material
 - Demolition sites
 - Worksites may have a reference to regional mission scenarios (e.g. landslides, mudslide, debris avalanche)
 - Civil protection / Military training sites
- If possible, there should be a minimum of 6 hides in all respective work sites.
- At least on rubble situation has to simulate the collapse of a multiple storey building. In all search areas the rubble structures' level of difficulty should conform to the average difficulty of a rubble situation in mission; this is compulsory at at least one worksite.
- 2/3 should be rubble work.
- Immediate Area Searches (immediate area of a collapsed structure like debris covered street, adjacent areas, car parks, etc.) that have also to be searched in a real mission, beside rubble structures, may be included in the search or be presented as a separate worksite.

4.2. Tactical situation

The evaluation system of the search work at the MRT-T takes into consideration the following criteria:

- At the MRT the dog handler is presented a general tactical situation before the search. At every worksite, the dog handler is given a specific information on the situation. It has to be ensured that the situation is clear, misguiding information is not allowed.
- The information on the situation must be prepared in written. Potential queries of the dog handler are to be answered by the classifiers to the best of their knowledge.
- As a part of the situational information, the dog handler may need to solve a task related to the Working Marking System. The dog handler has to develop a search tactic, based on the information gained, communicate it to the classifiers and execute it accordingly.

- The dog handler is allowed to ask questions (in German or English) to the Classifiers, before deciding on the search tactic. Participants who do not have appropriate command of these two languages may bring a translator.
- It is expected that dog handlers are familiar with the INSARAG Marking & Signalling System.
- During the search assessments the dog must demonstrate that it can locate live victims and positively indicate those finds in a manner which leaves no doubt for evaluators that a find has been made.
- The handler must show that the alert has been recognised. When the dog stays with the victim and alerts by barking strongly the handler must make their way to the point indicated by the dog and allocate the scent. When the dog performs a recall/refind and alerts by a strong bark alert or other means, the handler should follow the dog to the point indicated and allocate the scent. In either case, the location of the victim must be notified to the Classifiers at that time.
- The handler needs to demonstrate the practical aspects regarding operational search procedures.
- The handler must demonstrate a full understanding of the following:
 - Safe Systems of Work for a search dog team
 - Familiarisation with the area (search brief by the classifier team)
 - Give a search brief to one of the classifiers
 - Preparation of the team for the search
 - Different types of search patterns
- Coarse / rough search
- Search over very little distance / close search
- Search over distance
- Search of a subarea, tight enclosure
- Taking into consideration also the edges of the rubble field
- Hiding places in great depth (Attention: flow path and not only mere depth is decisive)
- Search with darkness and light contrasts
- Locating / Alerting in difficult terrain
- Organisation of a search with danger zones
- At at least one worksite that dog has to be carried to the entry by the dog handler and/or a second person
- Overlaying scent
- Difficult searches due to:
 - Area/premises
 - Multiple emissions of scent
 - Reporting points of interest or alerts to classifiers
 - Execute a full body check of their dog for any injuries that may have been occurred during the search
 - Give a search de-brief to the classifiers
 - Carry out personal administration to prepare the team for next search

5. Evaluation

5.1. Evaluation of search work

- The assessment is done using the standardised IRO evaluation system. Each individual score sheet from each work site for each team is entered into the evaluation system in order to obtain the final result.
- At least 70 % of the victims must be found in order to pass the MRT-T.
- The final evaluation states “passed” or “not passed”.
- Number of false alerts allowed:

Number of hidden victims	False alerts allowed
14 – 15	1
16 – 25	2
26 – 35	3

5.2. Evaluation of additional testing subjects

- The subject veterinary First Aid is evaluated by specialists theoretically and/or practically.

5.3. Alert/Indication

- The Classifiers must be informed about the type of alert that the dog will give before the start of the search assessments.
- Due to the variety of different types of searches carried out by Search and Rescue Dog Teams, the following alert is allowed to be used on the assessment:
 - **Barking:** Whilst barking the dog clearly turns to the victim or the location of his/her scent and barks continuously and in direction. The dog must remain within 2 metres of the victim / place of alert until the handler reaches it. The dog should not be able to touch the victim. When hiding places are enclosed but accessible to the dog, it should indicate the precise location of the scent source through direction giving behaviour.
- If the dog only shows interest in a specific area, where the situation makes it particularly difficult to get a positive alert, the handler must inform the Classifiers immediately so this can be recorded. Both Classifiers must agree by using their own experience that the dog has shown sufficient interest and can be credited with the find.
- The alerting behaviour of the dog must not be induced by the dog handler.
- A handler that intentionally triggers a dog alert with excessive verbal encouragement will be graded down on the score sheet.
- The search dog handler has to recognise the alert of the search dog and communicates this to the Classifier team by a hand signal. Every alert has to be reported by the dog handler.
- After the alert signal by the search dog handler, the search dog must stay at the alert location, until rewarded or redirected by the handler. It is not a mistake for the search dog handler to allow their dog to continue to work the area, after the dog begins an alert (change in behaviour), until the dog has decided if it has located the strongest scent source and then shows a definite alert. This must be acknowledged by the handler signalling the alert to the Classifiers to be recorded. As soon as the search dog handler has signalled the alert to the Classifiers, he may commend and encourage the search dog, as well as strengthen the triggered alert.

- The search dog handler may reward the search dog at the alert site. However, it is the responsibility of the search dog handler to ensure that no food from the reward remains at the alert site.
- After the alert, the search dog handler must call the buried victim in a fashion such as: “Search and Rescue – can you hear me?” in order to motivate the victim to answer.
- All relevant information concerning the find and the victim must be reported to the Classifiers.

6. Results

- The final evaluation of the MRT-T event states either a “passed” or “not passed”.
- Participants with a positive evaluation receive the designation ‘Mission Ready’ in the form of a certificate and an IRO insignia patch.
- Unsuccessful participants receive a certification of attendance.

6.1. Validity and Reclassification

- The certification “Mission Ready” is valid for two years. Reclassification is only possible after this two-year period. Early reclassification does not renew the mission readiness and does not replace the reclassification, which is required after expiration of validity of the certification. Participation in the reclassification by a certified team within these two years is only possible if free slots are available and has no impact on the IRO allocation of funds from sponsors’ donations.
- Reclassification events are held according to the Reclassification standards.

7. Reclassification

7.1. General Information

- Generally, the same rules and regulations as for the IRO Mission Readiness Test also apply for the reclassification. Exceptions and adaptations necessary for the preparation and execution of the reclassification are listed below.
- The reclassification is executed by the Department for Deployment, who assigns the NRO, that carries out the MRT-T.

7.2. Requirements for participants

- MRT-T certified rescue dog teams need to carry out a reclassification every two years to maintain IRO operational status. Dogs over 10 years old can only be admitted to national MRTs
- The NRO has to provide the helpers, who act as victims during the reclassification. However, should it be necessary that participants need to bring helpers with them, this will be announced prior to the event. Helpers from NROs who work as hiding person during the reclassification are not allowed to participate in the subsequent MRT-T as dog handlers.
- Participants will have to arrange their provisions for themselves. Accommodation for participants, in community tents, is provided by IRO, if possible.

7.3. Validity and Reclassification

- The certification 'Mission Ready' that has been obtained through participation in the reclassification is valid for two years. Further reclassification is only possible after the two-year period.
- The Department for Deployment in consultation with the IRO Office has the authority to extend the certification of individual teams for a further 6 -12 months, to allow for flexibility in setting/organising reclassification dates.
- Early reclassification will not allow renewing of the mission readiness status and does not replace the reclassification which is required after 2 years. Participation in the reclassification by a certified team within these two years is only possible if free slots are available and has no impact on the IRO allocation of funds from sponsors' donations.
- Any team not passing the reclassification is removed from the IRO operational register until a successful re-sit or full MRT-T is achieved.

8. Acceptance of an Int. IRO NRO MRT Rubble






- The execution of an Int. IRO NRO MRT-T, that is carried out independently by the NRO in regard to administrative and financial aspects, is - in agreement with the Department for Deployment - basically possible and depending on the respective framework conditions.
- Application for the execution of the Int. IRO NRO MRT-T can be made to the Department for Deployment through the IRO Office already two years before the actual event but has to be made at latest until 30.06. the year prior to the event.
- The Int. IRO NRO MRT-T has to conform to the IRO Guidelines for the MRT-T. Should the regulations of the IRO Guidelines for the MRT-T not be followed, it will not be accepted in terms of an MRT-T in regard to mission readiness certification and distribution of IRO sponsor money.

APPENDIX A – Score Sheet Mission Readiness Test Rubble

IRO MRT-T Evaluation Sheet

Name Classifier:		Worksite & Date:	
Name Dog Handler:		Start Nummer:	
Name Dog:		Chlp No.:	

Start- / Endtime		Classifier 's personal opinion:	<input type="radio"/> passed
Number of figurantes at the worksite			<input type="radio"/> not passed
Number of figurants		Overall Score:	

General Evaluation		
DH/Dog	Evaluation Criteria	Remarks to criteria 1-5: If score is under 3: comment is obligatory!
	1. Teamwork / Situational Awareness	
	2. Observation / Reading the dog	
	3. Eager to work / Search drive	
	4. Agility	
	5. Independence / Controllability	
TOTAL GENERAL		

Evaluation Alerts			
DH	Dog	Figurant	Remarks to criteria 1-3: If score is under 3: comment is obligatory!
		1	
		2	
		3	
		4	
		5	
TOTAL ALERTS			

Number of false alerts	
-------------------------------	--

IRO MRT-T Evaluation Sheet

Classifier Feedback

	Positiv	Negativ
Dog Handler		
Dog		
Further Comments		

IRO MRT-T Evaluation Key

General Evaluation		
Teamwork / Situational awareness	4	exceptional teamwork (incl. considering the dog's wellbeing and safety), tactical situation is perfectly understood and executed
	3	good teamwork (dog's wellbeing and safety are still considered), tactical situation is understood and partly executed
	2	teamwork still visible (consideration of dog's wellbeing and safety is insufficient); tactical situation is not executed
	1	Teamwork (especially safety and wellbeing of the dog) is hardly visible
	0	Teamwork (especially safety and wellbeing of the dog) is not visible
Observation / Reading the dog	4	very good; has an overview at all times; can read the dog very well; knows what has been searched
	3	good; mostly has an overview; partly can read the dog well; knows more or less what has been searched
	2	partly loses the overview, but can still read the dog; only partly knows what has been searched
	1	loses the overview; can hardly read the dog; does not know what has been searched
	0	no overview; cannot read the dog; does not know what has been searched
Eager to work/ Search drive	4	very good search behaviour; spirited; very motivated; very eager to work
	3	good search behaviour; mostly motivated; mostly eager to work; stamina decreases a bit
	2	satisfactory search behaviour; partly motivated; partly eager to work; stands; asks; stamina visibly decreases
	1	hardly any search behaviour; motivation is lacking; hardly eager to work; stand a lot; asks a lot; insufficient stamina
	0	no search behaviour; no motivation; not eager to work; no stamina
Agility	4	is very agile; very good rubble agility; does not avoid difficulties
	3	is agile; good rubble agility; only very rarely avoid difficulties
	2	is partly agile; partly shows deficits in rubble agility; partly avoids difficulties
	1	is hardly agile; has great deficits in rubble agility; avoids almost all difficulties
	0	is not agile; avoids certain areas; avoids all difficulties
Independence / Controllability	4	is very independent; works mostly on its own drive; lets itself be handled very well (if needed)
	3	is independent; needs to be prompted to continue work every now and then; lets itself be handled well
	2	independence still visible; frequently needs to be prompted to continue work; still lets itself be handled
	1	independence is mostly lacking; always needs to be prompted to continue work; hardly lets itself be handled
	0	independence is lacking; does not do anything on its own drive; does not let itself be handled

IRO MRT-T Evaluation Key

Evaluation Alerts		
Dog handler	4	supports the dog in a goal-oriented manner and where needed; can show the place(s) of the emission(s) of scent in the area and gives information to the classifiers
Dog		works out the alert independently; stays at the place of alert, clearly pointing the way (emission of scent) and barks; stays at work in a concentrated manner
Dog handler	3	mostly supports the dog in a goal-oriented manner; can show the place(s) of emission(s) of scent in the area (where) and gives information to the classifiers
Dog		basically works out the alert independently; stays at the place of alert, pointing the way and barks weakly; stays at work in a more or less concentrated manner
Dog handler	2	Limitations in the areas of support and observation; cannot sufficiently show the place(s) of emission(s) of scent in the area anymore; disturbs the dog's alert
Dog		does not stay at work; needs a lot of support; hardly barks; shows the place(s) of emission(s) of scent only very vaguely
Dog handler	1	DH misses an alert at first but then indicates interest of its dog in a certain area later (at debriefing at latest)
Dog		does not work without support; altering behaviour barely visible; elaboration on the scent barely visible
Dog handler	0	hinders the dog from working; prevents an alert; does not report an alert
Dog		dog does not work; dog does not find

APPENDIX B - Personal Protective Equipment (PPE) – Personal Equipment (PE)

Recommendation of a standard

Personal Protective Equipment (PPE)

- **Helmet** (EN 443:2008)
All helmets worn in the USAR environment must conform to this standard. For example MSA Gallet 2 helmets are used by a large number of USAR teams.
- **Safety Boots**
(EN 345 / EN ISO 20345:2004 / EN ISO 20345:2007 / EN ISO 20345:2011)
All boots worn in the USAR environment must conform to this standard. For example Haix produce a number of safety boots that meet this criteria.
- **Gloves**
Handlers should wear gloves when on a rubble site to protect hands in case of a fall or knock against sharp objects. They should be sufficient to withstand abrasion, cuts and have some impact protection
- **Clothing**
(EN 471:2003 A1:2007 / EN ISO 20471:2013 (coding for reflective strips)
Handlers should preferably wear an overall that can be removed if it becomes contaminated, it should provide protection against abrasion and preferably be of a high visibility with reflective strips for use at night. Long sleeves should be worn when on a rubble pile.
- **Elbow and Knee protection**
It is personal preference, but protection of knees and elbows is recommended if the handler has to crawl through confined spaces.
- **Safety glasses/goggles**
The use of safety glasses to protect eyes from sharp objects is recommended.

Personal Equipment (PE)

- Documentation handler/dog (waterproof) - Notebook, pen/pencil
- Warm/Waterproof coat/trousers (handler) - USAR/INSARAG documents
- Warm/Waterproof jacket (dog) - Bivy Bag (handler/dog)
- Small First Aid Kit (dog/handler) - Hand torch (spare batteries)
- GPS/compass, mapping equipment - 24hr Ration Pack (handler)
- Whistle - Dog food (dog)
- Bottled water, min. 2L (dog/handler)- Working harness/identification
- Waste/faeces Bags - Lead
- Paw protection for the dog - Muzzle
- warming/cooling jacket for the dog
(depending on weather conditions)

APPENDIX C – Public Relations and Marketing

The following guidelines serve the purpose of achieving a uniform public appearance of the IRO within the framework of major IRO Events. The aim is to enable the best possible presentation of the IRO, the organising NRO and the major event itself.

- **IRO Logo**

The IRO Logo is made available to the hosting organisation for use within the context of major IRO Events. The use of the logo for other purposes is not permitted.

The logo is to be used in the form provided. Changes in proportions, colour and elements are not permitted. Furthermore, it must be displayed alone, a combination with other objects, e.g., logos, graphics, or texts, is not allowed. This not only ensures the optimal visual appearance of the IRO Logo, but also the clear recognition of activities as official IRO Events.

Before publishing media and advertising material containing the IRO Logo, proofs or screenshots of the online communication must be sent to the IRO Office for review and approval.

The IRO Logo must be integrated on all printed material as well as in the online communication of the event (e.g., invitations, catalogues, start numbers, website, etc.) in an appropriate form. At the venue (e.g., stadium), sufficient branding by means of banners, flags, beach flags or other advertising tools is to be ensured.

- **Communication channels**

To guarantee a consistent and effective communication, the official IRO channels must be used in the first place, including but not limited to social media, newsletter, and website. The implementation of additional communication channels is only accepted after prior consultation with the IRO Office.

- **Photo- and video material**

Photography and video documentation of the event is to be ensured by the hosting organisation. The material must be made available to the IRO after the event for royalty-free use. The usage rights need be clarified with the respective service providers in advance.

All media requests (print, radio, TV) have to be aligned with the IRO.

- **Commercial rights of use**

The sale of products and merchandise (e.g., clothing, advertising material) with IRO branding (logo word mark and/or symbol) is exclusively reserved for the IRO.

APPENDIX D – Briefing Card

ASK FOR GENERAL BRIEF:

- Incident commander & their contact points
- Type of incident / what happened?
- Time of incident?
- Has a risk assessment been carried out?
- Likely hazards?
- Isolation of utilities (gas/electric/water)
- Has the area been sectorised?
- Usage/structure of the building?
- Are there building plans available?
- Number of people missing?
- Possible location of the casualties?
- Live/ dead removed / location / number?
- Has any search been carried out previously?
- Any areas searched beforehand?
- Search area/size (footprint) go/no go areas?
- Confirm evacuation signal / route / RV point
- Cordon/ UN security levels in place
- Rescue personnel available?/
- Safety USAR person available?

TACTICS

- Type of dog search to be carried out:
- Hasty, Full, Partial
- Assess building stability
- Carry out 360 of the site
- Locate possible hazards
- Ensure rescue/evacuation/medical support is available
- Select best approach for the dog
- Check wind direction
- Break area into sectors
- Draw a sketch
- Prioritise areas
- Do a hasty/superficial search if possible
- Mark alerts locations/time/name
- Check the dog regularly
- Constant dynamic risk assessment

PRE SEARCH

- Full PPE – for handler & dog
- capabilities & limitations of search dogs


DEBRIEF

- Report:
- Dogs alerts/interest location
- Full body check of dog
- Possible contact with trapped persons
- (location/ persons/ names / numbers)
- Sectors/area searched in %
- Sectors/area not searched in %

- Any hazards identified during search
- Any additional info to support USAR team


POST SEARCH

- Welfare of the dog
- Dog reward - negative searching
- Fluid hydration
- Full body check of dog
- Handler to check they have all equipment before



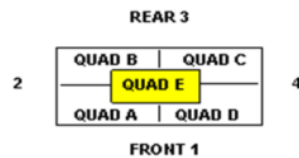
WORKSITE ID: _____

ON-SITE CONTACT: _____



STARTING TIME: _____

COORDINATES: _____



- ➔ North direction
- ➔ Address (street)
- ➔ Wind direction
- ➔ EVAC point
- ➔ Sectors (A-B-C-D)
- ➔ Victim

ALFA - BRAVO - CHARLIE -
 DELTA - ECHO - FOXTROT -
 GOLF - HOTEL - INDIA - JULI-
 ETT - KILO - LIMA - MIKE -
 NOVEMBER - OSCAR - PAPA -
 QUEBEC - ROMEO - SIERRA -
 TANGO - UNIFORM -
 VICTOR - WHISKEY -
 X-RAY - YANKEE - ZULU

Hazard/s (if required)

Horizontal line placed at completion of all work, when it is determined no further work on site is required

Worksite ID

- Team Id
- ASR level completed
- Date (Day/Month)

Triage Category