



National IRO Mission Readiness Test Rubble and Reclassification

Guideline for organisation and evaluation

First Edition	09.10.2021
Last Revision / Approved	22.03.2023
Version	V03/00_03/2023

The English translation is based on the original text in German.

Although the masculine form was chosen for better readability in the guide, the information naturally also refers to the feminine form and other gender identities. For the sake of linguistic simplification, it is to be understood as gender-neutral.

1. Introduction to the National IRO Mission Readiness Test Rubble (Nat. MRT-T)	3
1.1. General Information	3
1.2. Requirements for the organisation of a national IRO MRT-T.....	5
2. Information for participants	5
2.1. Requirements for participation	5
2.2. Participants at the IRO Reception and Departure Centre / RDC	5
2.3 Participants at the Base of Operations (BoO)	6
2.4. Schedule for the participants	6
2.5. Measures in case of emergencies	6
3. Test administration	7
3.1. Senior Classifier	7
3.2. IRO Office	8
3.3. On-site Facilitator	8
3.4. Victims and Hide locations	8
3.5. Distraction / Disturbance / Noise	9
3.6. Classifiers	9
3.7 Organising NRO	10
4. Testing Area.....	10
4.1. General information	10
4.2. Tactical situation	11
5. Evaluation	12
5.1. Evaluation of search work.....	12
5.2. Evaluation of additional testing subjects	12
6. Results.....	13
6.1. Validity and Reclassification	13
7. Reclassification	13
7.1. General Information	13
APPENDIX A – Score Sheet National Mission Readiness Test Rubble	14
APPENDIX B - Personal Protective Equipment (PPE) – Personal Equipment (PE).....	18
APPENDIX C – Public Relations and Marketing.....	19
APPENDIX D – Briefing Card	20

1. Introduction to the National IRO Mission Readiness Test Rubble (National MRT-T)

- The IRO has the lead on the national MRT-T.
- Local NROs support the IRO in local and political issues
- Test criteria are standardized and executed and audited by trained Classifiers
- For the allocation the respective MRT fee has to be transferred in advance by the NRO to the IRO account.
- The organizing NRO is allowed to collect participation fees.
- Upon request, the IRO can contribute to the costs of figurants.
- For the admission at the MRT no sport test is necessary, the requirements mentioned in point 2.1. are necessary.
- The registering NRO is responsible for the physical and mental condition of the dog team to be tested. The participation in IRO courses and the IRO MRT Preparation are the responsibility of the dog handlers and are recommended.
- The national MRT-T shall be accessible to all continents and shall be held regionally there.
- Each NRO should ensure their dog team is properly prepared for the national MRT-T process.
- The national MRT-T is based on the work of a search dog team at a national USAR mission.
- The national MRT-T will be executed on a scenario basis, this may include additional theoretical and practical test in human and veterinary first aid.
- Participants will be required to work with the latest version of the INSARAG Guidelines.
- The practical search elements will be classified using a set score sheet (see Appendix A). In the national MRT-T, at least five 20-minute searches must be completed during the day and night within two days. At least one time 3 searches in a row, 1 to 2 night searches must be held. No empty searches.
- In order to pass the national MRT-T, search dog teams must locate at least 70 % of the victims. False indications are allowed depending on the number of victims, as shown in chapter 5. "Evaluation".

1.1. General Information

- The IRO Department for Deployment is responsible for the national MRT-T and may assign a NRO to carry out the event in close cooperation with the IRO Office. Any NRO may apply to organise an MRT-T, provided that it has suitable test areas available and agreed by the Department for Deployment.
- The national MRT-T will host an observation program. Observers must be registered prior to the MRT-T and attend the event within the framework of an observer program provided by IRO.
- Unsportsmanlike behaviour, aggressive behaviour of the dog or cheating in any way (eg. passing-on information of victim-locations, etc.), can lead to a disqualification through the Test Administration. The Senior Classifier will instruct the relevant individual to leave the event immediately.
- In the case of aggressive behaviour of the dog and/or injury of persons and damage of dogs or objects:

No apparent injury/damage:

- Warning from the Department for Deployment.

- In case of a repeated offence, it is possible, for the Executive Board, based on a motion by the Spokesperson for Deployment, to impose a ban for one year or a lifetime ban.

Apparent injury/damage:

- The Spokesperson initiates the review for a ban on participation.
- The Executive Board can impose a ban on participation at all IRO events for one year or for a lifetime

In the case of a ban, the following procedure is necessary (assessment procedure):

- To obtain a written statement from the dog handler
- To obtain a written statement from the classifier, worksite manager, persons injured and possible witnesses
- Executive Board resolution regarding the ban

Notification of the ban will include the dog's data (breed, name, date of birth, chip number and/or tattoo) and will be communicated to:

- the dog handler and his/her NRO in writing and via email
- the classifier and the IRO NRO, at whose event the incident took place, via email
- in the next issue of the IRO Info

In any case, the responsible Spokesperson is entitled to direct a preliminary ban for preventive reasons until the assessment procedure is completed.

- A dog and handler are considered a "team" and the Mission Readiness is achieved as a team. Therefore, only the exact team, which was certified IRO Mission Ready in the course of the national MRT-T, can work under the label "IRO Mission Ready".
- The national MRT-T is based on the scenario of a recent disaster situation.
- The search mission at the national MRT-T is to locate as many survivors as possible at the different work sites, which will vary in size and difficulty.
- All participants in the national MRT-T will receive a full briefing from the classifier for each search, on the procedures to be followed and on the safety zones. All participants must be fully aware that they have a duty to continually carry out a dynamic risk assessment for the duration of the search.
- The team is given 5 minutes for the briefing (a longer interview is at the expense of search time), followed by 20 minutes search time and 10 minutes for debriefing and relocation.
- The task of the dog handlers is to guide and direct the dog in order to solve the presented tactical situation within these 20 minutes.
- The search dog handler must demonstrate team work with their search dog. They will need to read their dog's behaviour, and must communicate the information they have gathered to the Classifiers after each search.
- At the national MRT-T the search dog handler has to demonstrate, that they are able to act in a tactically correct manner in, on or at the work site.
- Responsibility for the dog and its control remains with the dog handler at all times during the assessment.
- In order to achieve a uniform and appropriate public appearance of IRO, the organizing NRO and the event itself in the context of IRO major events, a separate PR/Media Guideline has been defined and can be found as Appendix C to this Guideline.

1.2. Requirements for the organisation of a national IRO MRT-T

- In order to hold a national MRT-T, there must be a minimum of 10 dog handlers are registered, who fulfill the requirements for participation. Should the number of 10 registered teams not be reached by the application deadline, the national MRT-T is cancelled.
- Furthermore, in order to hold a national MRT-T with 2 main groups (4 day event), there shall be a minimum of 28 applicants. Otherwise, the national MRT-T must be reduced to 1 main group (2 day event) and shall have a minimum of 10 and a maximum of 20 participants.
- The execution of an national MRT-T can be cancelled due to any unforeseeable reason.
- The national MRT-T shall be planned by the organising NRO in such a way that it includes a weekend, (regardless of whether it is a two day or four day event). Deviations from this requirement need to be approved by the Department for Deployment in time. Because search work will be assessed by day and by night, a shift work for the helpers will have to be planned, where applicable.

2. Information for participants

2.1. Requirements for participation

- The NRO's highest rubble test level or a passed rubble B (RH T-B) test according to IPO-R which has been taken by an international IRO or international FCI judge Applications are made through the NRO, with priority given to IRO NRO members.
- Participants must hand in a proof of the successful participation at a First Aid Course (incl. Basic Life Support/CPR) according to a nationally acknowledged standard, along with the registration. The proof must not be older than 3 years.
- The dog must be younger than 8 years of age at its first national MRT-T start.
- The dog must have the nationally specified documents and vaccinations for national missions.
- The handler must certify his current perfect physical condition for participation in the national MRT-T.
- Appropriate Personal Equipment (PE) and Personal Protective Equipment (PPE) such as helmet, safety boots, gloves, clothing, etc. - according to the national regulations - are required. A recommendation with regards to standards can be found in Appendix B to this Guideline.
- Each participant must have the necessary accommodation equipment and provisions for the stay at the BoO.
- Should the IRO request that participants are required to bring helpers from their NRO to support in the function of hiding persons, these individuals are not allowed to participate in the national MRT-T as dog teams.

2.2. Participants at the IRO Reception and Departure Centre / RDC

- The national MRT-T starts with the registration of the participants at the IRO Reception and Departure Centre (RDC).
- The RDC shall be strategically situated. The exact place of the RDC is published in due time.
- An equipment check will be carried out for each participant at the RDC.

- Deficient equipment (PPE, PE, provision or accommodation) can lead to disqualification of the participant (see Appendix B for PPE and PE)
- An IRO assigned veterinarian will perform a health check of all participating dogs, as well as a check of the vaccinations passes with regards to the IRO vaccination scheme, at the IRO RDC. Should the dog's vaccinations not comply, the team cannot relocate to the BoO. If a veterinary issue is identified, the veterinary will inform the Senior Classifier. A decision on whether the dog can participate at the event or not is made, based on the severity of the health problem.
- Once duly registered at the IRO RDC and all formalities completed, the participants are transported to the Base of Operations (BoO) All vehicles and trailers of the participants will be parked at a designated parking and access will generally be denied until the end of the event or can in special cases be granted by the Senior Classifier.

2.3 Participants at the Base of Operations (BoO)

- A BoO Manager will be appointed by the hosting NRO for the duration of the event. Their role is to control and manage all BoO activities related to the event.
- Catering in the BoO of the participants during the national MRT-T must be organized by the participants themselves
- Each participant will be assigned their accommodation by the BoO Manager.
- Motor aggregates, such as generators, brought by individual participants/NRO will need to be positioned on the outskirts of the BoO with sufficient distance from all sleeping accommodation to prevent noise pollution.

2.4. Schedule for the participants

- There is no set time schedule for participants.
- With the exception of the mandatory 4-hours resting period.
- All participants must be ready to deploy within 15 minutes of being called upon to do so.

2.5. Measures in case of emergencies

- For the case of emergencies, appropriate measures are to be determined in advance (announcement of emergency numbers, possible consultation with doctors in the vicinity, etc.).
- In case of an emergency, after taking the first measures, the Senior Classifier and, if necessary, the veterinarian are to be informed immediately.
- In case of an emergency, a detailed accident report is required from the following people:
 - Victim or dog handler
 - Classifiers at the worksite/station
 - Senior Classifier
 - Other Witnesses
- At least one veterinarian is on site at the national MRT-T. The organizing NRO shall also designate an on-site veterinary clinic to be available for veterinary emergencies during the MRT-T. Costs for veterinary treatment are to be covered by the handler.
- A detailed report about the accident needs to be sent to the IRO Office, within 14 working days after the incident. The report must contain the following details:

- Location/time/date
- Person(s) and dog(s) involved
- Detailed description of the incident (photograph evidence if possible)
- Type of measures taken

3. Test administration

- The test administration consists of:
 - Senior Classifier
 - IRO Office
 - On-site Facilitator
 - Classifiers
 - NRO Test leader
- Roles and responsibilities:

3.1. Senior Classifier

- The IRO Spokesperson for the Department for Deployment or one of the Deputies or a person appointed by the Spokesperson shall be the Senior Classifier who is the head of the test administration. In cooperation with the IRO Office and the organising NRO, the Senior Classifier is responsible for the overall organisation of the national MRT-T.
- Ensures, in the coordination with the IRO office, that all participants meet the requirements for participation at the national MRT-T.
- Assigns, in the coordination with the On-site Facilitator, the search areas and hides.
- Selects the two IRO Classifiers from the A and B Classifiers of the official IRO Classifier List, as well as specialists for the additional testing subjects.
- The Senior Classifier is on site two days early and inspects the site, arranges the
- Defines the general tactical situation and holds a final Classifier training.
- Decides what kind of distractions are used at which worksites and in which form.
- May order that a demonstration by a mission ready search dog is to be carried out prior to the first search.
- Ensures that the evaluation is done in accordance with the IRO and the INSARAG Guidelines.
- Decides if and when a team has to discontinue the test. This may be the case, when a dog behaves aggressive or is found to be physically unfit by the veterinarian on duty, either prior to or during the test. If a dog exhibits aggressive behaviour towards a victim or any other individual, the Senior Classifier is responsible for the decision to disqualify the particular team from the national MRT-T, after consultation with the Classifiers.
- Where in a particular case, Classifiers are of divergent opinions; the Senior Classifier acts as an arbitrator and is responsible for the final decision and in case of false alert, after hearing both sides.
- In the event of differing classifications, the Senior Classifier will make the final decision after assessing all the facts at hand.
- The Senior Classifier organises and conducts the Classifiers meetings.

- Provides a standardised written feedback to all participants after the national MRT-T through the IRO Office.

3.2. IRO Office

- The IRO Office supports the NRO in the preparation of the Invitation.
- Transfers all participant data into the Evaluation System / Cockpit and creates all necessary Score Sheets and certificates for the test administration.
- Sends the Score Sheets created by the evaluation system / cockpit to the hosting NRO.
- Enters all scores into the evaluation system / cockpit and sends the test result to the Senior Classifier.
- Ensures that the list of mission-ready IRO dog handlers is updated after the national MRT-T.

3.3. On-site Facilitator

- Will be selected by the organising NRO and confirmed by the Department for Deployment.
- Their role is to identify and manage the implementation of:
 - 5 worksites, which are accepted by the Senior Classifier and two Classifiers according to the guidelines.
 - Appropriate infrastructure for all additional MRT-T subjects
 - Base of Operations (BoO)
 - General and logistic infrastructure for the MRT
- Coordinates the worksite preparations prior to the national MRT-T. In agreement with the IRO Senior Classifier they can arrive 2-3 days prior to the event starting date to supervise the final preparation of the work sites, in coordination with the organising NRO.
- Controls the size of each search area
- Decides on the location and number of victims together with the Senior Classifier/IRO Office.
- Creates all necessary documentation needed for the national MRT-T, together with the IRO Office.
- Supports the classifier team.

3.4. Victims and Hide locations

- The number of victims to be found shall not be disclosed.
- At least one rubble situation has to simulate the collapse of a multiple storey building. In all search areas the rubble structures' level of difficulty should conform to the average difficulty of a rubble situation in mission; this is compulsory at at least one worksite. 2/3 should be rubble work.
- All hiding locations must be safe, suitable and constructed correctly.
- The number of victims can vary for each worksite but the total number of victims has to be the same for all participants throughout the national MRT-T. The Department for Deployment defines this number.
- Victims should be in the hiding locations at least 15 minutes before the first dog team begins their search.

- For at least 2 victims there has to be at least 1,5m of material between the victim and the place of alert (possible material: debris, gravel, plastic, wood).
- At least two worksites should dispose of a height difference of at least 2 metres within the search area.
- There should be 6 hiding places per workstation to allow for changing the hiding places as specified by the Classifiers.
- All victims are positioned in the hides, which have been pre-constructed in accordance with an appropriate and sufficient risk assessment, out of sight of the dog teams.
- Height / Depth of hides will vary according to conditions available.

3.5. Distraction / Disturbance / Noise

- Any disturbance caused by placing the victims in position that may indicate the hide's location should be camouflaged by a group of people criss-crossing the area causing as much distraction as possible.
- At least two of the searches must contain the following to simulate the noise of a disaster environment. The following equipment should be introduced at some time during the assessment:
 - Running machinery (generators)
 - Rescue/retrieval tools
- The search in collapsed structures must contain the following scents, associated with a recently inhabited building:
 - Clothing (not freshly worn)
 - Furniture & other domestic appliances
 - Food items
 - Disturbance
 - Traces of recent human scent
- These items shall not be reachable for the dog. However, they should be placed in such a way as to allow the Classifiers to clearly determine whether the dog is alerting on the objects or a victim.
- Persons lingering in the search area alone or in groups: The Classifiers shall decide prior to the search, if the lingering persons must leave the rubble, should they be told to do so by the dog handler.

3.6. Classifiers

- The classification team is made up of the following people:
 - 1 Senior Classifier
 - 2 IRO Classifiers
- The IRO Classifier are selected based on the IRO Classifier list (A and B Classifier) and confirmed by the IRO Board.
- At least 6 qualified Classifiers provided by the organising NRO
- Two Classifiers assess the work of the search dog teams at each work site. Every Classifier has to attend the Classifier Briefing, taking place immediately before the national MRT-T. The IRO Classifiers are responsible for compliance with the IRO standards.
- Every classifier must fully complete a score sheet for each team and each search.

- Scores below 2 points in any category must be commented by the Classifier on the score sheet in English, German or the national language.
- All false indications that are witnessed by Classifiers must be documented on the score sheet issued by the IRO Office.
- All Classifiers involved in the national MRT-T must attend all Classifiers meetings.

3.7 Organising NRO

- Prepares the Invitation in cooperation with the IRO Office and sends it out.
- Prepares in close cooperation with the IRO office on the basis of the framework schedule for the national MRT-T the organizational schedule, on the basis of which the implementation can be adapted to the local conditions and circumstances.
- Ensures that the IRO Office receives all necessary information in due time.
- Ensures that the necessary infrastructure is available, as per IRO Department for Deployment requirements.
- Ensures the availability of the emergency medical service for the entire duration of the national MRT-T.
- Provides adequate work sites, appropriate areas for a BoO and RDC.
- Must appoints a BoO Manager who is in charge of all BoO related duties.
- Ensures that the national MRT-T is carried out according to the IRO Guideline.
- Provides a sufficient number of hiding persons.
- It is responsible for providing all transportation for the test administration, participants and helpers and all meals for members of the test administration.

4. Testing Area

4.1. General information

- The national MRT-T will be carried out at three different search areas at a minimum.
- The size of each search area shall be in the range of approx. 600 m² to 2,000 m².
- At least two work sites have to feature a height difference of at least 2 m within the search area.
- Possible search areas are:
 - Rubble complexes in civil- or emergency management centres: consisting of structures, collapsed or partially collapsed structures, rubble piles or debris. Containing concrete, bricks, rocks, wood or a mixture of materials common to disaster sites. Dangerous components such as glass, sharp metal edges, etc. shall be removed where possible, or be secured / covered and identified
 - Recycling complexes / concrete, wood or other suitable material
 - Demolition sites
 - Worksites may have a reference to regional mission scenarios (e.g. landslides, mudslide, debris avalanche)
 - Civil protection / Military training sites
- If possible, there should be a minimum of 6 hides in all respective work sites

- At least one rubble situation has to simulate the collapse of a multiple storey building. In all search areas the rubble structures' level of difficulty should conform to the average difficulty of a rubble situation in mission; this is compulsory at least one worksite.
- 3/5 should be rubble work.
- Immediate Area Searches (immediate area of a collapsed structure like debris covered street, adjacent areas, car parks, etc.) that have also to be searched in a real mission, beside rubble structures, may be included in the search or be presented as a separate worksite.

4.2. Tactical situation

- The evaluation system of the search work at the national MRT-T takes into consideration the following criteria:
 - At the MRT the dog handler is presented a general tactical situation before the search. At every worksites, the dog handler is given a specific information on the situation. It has to be ensured that the situation is clear, misleading information is not allowed.
 - The information on the situation must be prepared in written. Potential queries of the dog handler are to be answered by the classifiers to the best of their knowledge.
 - As a part of the situational information, the dog handler may need to solve a task related to the Working Marking System. The dog handler has to develop a search tactic, based on the information gained, communicate it to the classifiers and execute it accordingly.
 - The dog handler is allowed to ask questions (in German or English) to the Classifiers, before deciding on the search tactic. Participants who do not have appropriate command of these two languages may bring a translator.
 - It is expected that dog handlers are familiar with the INSARAG Marking & Signalling System.
 - During the search assessments the dog must demonstrate that it can locate live victims and positively indicate those finds in a manner which leaves no doubt for evaluators that a find has been made.
 - The handler must show that the alert has been recognised. When the dog stays with the victim and alerts by barking strongly the handler must make their way to the point indicated by the dog and designate the scent. When the dog performs a recall/refind and alerts by a strong bark alert or other means, the handler should follow the dog to the point indicated and locate the victim. In either case, the location of the victim must be notified to the Classifiers at that time.
 - The handler needs to demonstrate the practical aspects regarding operational search procedures.
 - The handler must demonstrate a full understanding of the following:
 - Safe Systems of Work for a search dog team
 - Familiarisation with the area (briefing by the classifier team)
 - Give a search brief to one of the classifiers
 - Preparation of the team for the search
 - Different types of search patterns
 - Coarse / rough search
 - Search over very little distance / close search
 - Search over distance
 - Search of a subarea, tight enclosure
 - Taking into consideration also the edges of the rubble field)

- Hiding places in great depth (Attention: flow path and not only mere depth is decisive)
- Search with darkness and light contrasts
- Locating / Alerting in difficult terrain
- Organisation of a search with danger zones
- At at least one worksite that dog has to be carried to the entry by the dog handler and/or a second person
- Overlaying emissions of scent
- Difficult searches due to:
 - Area/premises
 - Multiple emissions of scent
- Reporting points of interest or alerts to classifiers
- Execute a full body check of their dog for any injuries that may have been occurred during the search
- Give a search de-brief to the classifiers
- Carry out personal administration to prepare the team for next search

5. Evaluation

5.1. Evaluation of search work

- The assessment is done using the standardised IRO evaluation system. Each individual score sheet from each work site for each team is entered into the evaluation system in order to obtain the final result.
- At least 70 % of the victims must be found in order to pass the national MRT-T.
- The final evaluation states, “passed” or “not passed”.
- Number of false alerts allowed:

Number of hidden victims	False alerts allowed
10 – 15	1
16 – 25	2

5.2. Evaluation of additional testing subjects

- The subject veterinary First Aid, is evaluated by specialists theoretically and/or practically.
- 5.3. Alert/Indication
- The Classifiers must be informed about the type of alert that the dog will give before the start of the search assessments.
- Due to the variety of different types of searches carried out by Search and Rescue Dog Teams, the following type of alert is allowed to be used on the assessment:
 - **Barking:** Whilst barking the dog clearly turns to the victim or the location of his/her scent and barks continuously and in direction until the Classifier indicates that the alert may be stopped. The dog must remain within 2 metres of the victim / place of alert until the handler reaches it. The dog should not be able to touch the victim. When hiding places are enclosed but accessible to the dog, it should indicate the precise location of the scent source through direction giving behaviour.

- If the dog only shows interest in a specific area, where the situation makes it particularly difficult to get a positive alert, the handler must inform the Classifiers immediately so this can be recorded. Both Classifiers must agree by using their own experience that the dog has shown sufficient interest and can be credited with the find.
- The alerting behaviour of the dog must not be induced by the dog handler.
- A handler that intentionally triggers a dog alert with excessive verbal encouragement will be graded down on the score sheet.
- The search dog handler has to recognise the alert of the search dog and communicates this to the Classifier team by a hand signal. Every alert has to be reported by the dog handler.
- After the alert signal by the search dog handler, the search dog must stay at the alert location, until rewarded or redirected by the handler. It is not a mistake for the search dog handler to allow their dog to continue to work the area, after the dog begins an alert (change in behaviour), until the dog has decided if it has located the strongest scent and then shows a definite alert. This must be acknowledged by the handler signalling the alert to the Classifiers to be recorded. As soon as the search dog handler has signalled the alert to the Classifiers, he may commend and encourage the search dog, as well as strengthen the triggered alert.
- The search dog handler may reward the search dog at the alert site. However, it is the responsibility of the search dog handler to ensure that no food from the reward remains at the alert site.
- After the alert, the search dog handler must call the buried victim in a fashion such as: "Search and Rescue – can you hear me?" in order to motivate the victim to answer.
- All relevant information concerning the find and the victim must be reported to the Classifiers.

6. Results

- The final evaluation of the national MRT-T event states either a "passed" or "not passed".
- Participants with a positive evaluation receive the designation 'Mission Ready' in the form of a certificate and an IRO insignia patch.
- Unsuccessful participants receive a certification of attendance.

6.1. Validity and Reclassification

- The certification "Mission Ready" is valid for two years. Reclassification is only possible after this two-year period.
- Reclassification events are held according to the Reclassification standards.

7. Reclassification







7.1. General Information

- Generally the same rules and regulations as for the IRO Mission Readiness Test also apply for the reclassification.
- Reclassification is performed in the course of a national MRT-T.

APPENDIX A – Score Sheet National Mission Readiness Test Rubble

IRO MRT-T Evaluation Sheet

Name Classifier:		Worksite & Date:	
Name Dog Handler:		Start Nummer:	
Name Dog:		Chip No.:	
Start- / Endtime		Classifier 's personal opinion:	<input type="radio"/> passed
Number of figurantes at the worksite			<input type="radio"/> not passed
Number of figurants		Overall Score:	

General Evaluation		
DH/Dog	Evaluation Criteria	Remarks to criteria 1-5: If score is under 3: comment is obligatory!
	1. Teamwork / Situational Awareness	
	2. Observation / Reading the dog	
	3. Eager to work / Search drive	
 	4. Agillity	
	5. Independence / Controllability	
TOTAL GENERAL		

Evaluation Alerts			
DH	Dog	Figurant	Remarks to criteria 1-3: If score is under 3: comment is obligatory!
		1	
		2	
		3	
		4	
		5	
		TOTAL ALERTS	

Number of false alerts	
-------------------------------	--

IRO MRT-T Evaluation Sheet

Classifier Feedback

	Positiv	Negativ
Dog Handler		
Dog		
Further Comments		

IRO MRT-T Evaluation Key

General Evaluation		
Teamwork / Situational awareness	4	exceptional teamwork (incl. considering the dog's wellbeing and safety), tactical situation is perfectly understood and executed
	3	good teamwork (dog's wellbeing and safety are still considered), tactical situation is understood and partly executed
	2	teamwork still visible (consideration of dog's wellbeing and safety is insufficient); tactical situation is not executed
	1	Teamwork (especially safety and wellbeing of the dog) is hardly visible
	0	Teamwork (especially safety and wellbeing of the dog) is not visible
Observation / Reading the dog	4	very good; has an overview at all times; can read the dog very well; knows what has been searched
	3	good; mostly has an overview; partly can read the dog well; knows more or less what has been searched
	2	partly loses the overview, but can still read the dog; only partly knows what has been searched
	1	loses the overview; can hardly read the dog; does not know what has been searched
	0	no overview; cannot read the dog; does not know what has been searched
Eager to work/ Search drive	4	very good search behaviour; spirited; very motivated; very eager to work
	3	good search behaviour; mostly motivated; mostly eager to work; stamina decreases a bit
	2	satisfactory search behaviour; partly motivated; partly eager to work; stands; asks; stamina visibly decreases
	1	hardly any search behaviour; motivation is lacking; hardly eager to work; stand a lot; asks a lot; insufficient stamina
	0	no search behaviour; no motivation; not eager to work; no stamina
Agility	4	is very agile; very good rubble agility; does not avoid difficulties
	3	is agile; good rubble agility; only very rarely avoid difficulties
	2	is partly agile; partly shows deficits in rubble agility; partly avoids difficulties
	1	is hardly agile; has great deficits in rubble agility; avoids almost all difficulties
	0	is not agile; avoids certain areas; avoids all difficulties
Independence / Controllability	4	is very independent; works mostly on its own drive; lets itself be handled very well (if needed)
	3	is independent; needs to be prompted to continue work every now and then; lets itself be handled well
	2	independence still visible; frequently needs to be prompted to continue work; still lets itself be handled
	1	independence is mostly lacking; always needs to be prompted to continue work; hardly lets itself be handled
	0	independence is lacking; does not do anything on its own drive; does not let itself be handled

IRO MRT-T Evaluation Key

Evaluation Alerts		
Dog handler	4	supports the dog in a goal-oriented manner and where needed; can show the place(s) of the emission(s) of scent in the area and gives information to the classifiers
Dog		works out the alert independently; stays at the place of alert, clearly pointing the way (emission of scent) and barks; stays at work in a concentrated manner
Dog handler	3	mostly supports the dog in a goal-oriented manner; can show the place(s) of emission(s) of scent in the area (where) and gives information to the classifiers
Dog		basically works out the alert independently; stays at the place of alert, pointing the way and barks weakly; stays at work in a more or less concentrated manner
Dog handler	2	Limitations in the areas of support and observation; cannot sufficiently show the place(s) of emission(s) of scent in the area anymore; disturbs the dog's alert
Dog		does not stay at work; needs a lot of support; hardly barks; shows the place(s) of emission(s) of scent only very vaguely
Dog handler	1	DH misses an alert at first but then indicates interest of its dog in a certain area later (at debriefing at latest)
Dog		does not work without support; altering behaviour barely visible; elaboration on the scent barely visible
Dog handler	0	hinders the dog from working; prevents an alert; does not report an alert
Dog		dog does not work; dog does not find

APPENDIX B - Personal Protective Equipment (PPE) – Personal Equipment (PE)

Recommendation of a standard

Personal Protective Equipment (PPE)

- **Helmet** (EN 443:2008)
- **Safety Boots**
(EN 345 / EN ISO 20345:2004 / EN ISO 20345:2007 / EN ISO 20345:2011)
- **Gloves**
Handlers should wear gloves when on a rubble site to protect hands in case of a fall or knock against sharp objects. They should be sufficient to withstand abrasion, cuts and have some impact protection.
- **Clothing**
(EN 471:2003 A1:2007 / EN ISO 20471:2013 (coding for reflective strips)
Handlers should preferably wear an overall that can be removed if it becomes contaminated, it should provide protection against abrasion and preferably be of a high visibility with reflective strips for use at night. Long sleeves should be worn when on a rubble pile.
- **Elbow and Knee protection**
It is personal preference, but protection of knees and elbows is recommended if the handler has to crawl through confined spaces.
- **Safety glasses/goggles**
The use of safety glasses to protect eyes from sharp objects is recommended.

Personal Equipment (PE)

- Documentation handler/dog (waterproof)
- Warm/Waterproof coat/trousers (handler)
- Warm/Waterproof jacket (dog)
- Small First Aid Kit (dog/handler)
- GPS/compass, mapping equipment
- Whistle
- Bottled water, min. 2L (dog/handler)
- Waste/faeces Bags
- Paw protection for the dog
- warming/cooling jacket for the dog (depending on weather conditions)
- Notebook, pen/pencil
- USAR/INSARAG documents
- Bivy Bag (handler/dog)
- Hand torch (spare batteries)
- 24hr Ration Pack (handler)
- Dog food (dog)
- Working harness/identification
- Lead
- Muzzle

APPENDIX C – Public Relations and Marketing

The following guidelines serve the purpose of achieving a uniform public appearance of the IRO within the framework of major IRO Events. The aim is to enable the best possible presentation of the IRO, the organising NRO and the major event itself.

- **IRO Logo**

The IRO Logo is made available to the hosting organisation for use within the context of major IRO Events. The use of the logo for other purposes is not permitted.

The logo is to be used in the form provided. Changes in proportions, colour and elements are not permitted. Furthermore, it must be displayed alone, a combination with other objects, e.g., logos, graphics, or texts, is not allowed. This not only ensures the optimal visual appearance of the IRO Logo, but also the clear recognition of activities as official IRO Events.

Before publishing media and advertising material containing the IRO Logo, proofs or screenshots of the online communication must be sent to the IRO Office for review and approval.

The IRO Logo must be integrated on all printed material as well as in the online communication of the event (e.g., invitations, catalogues, start numbers, website, etc.) in an appropriate form. At the venue (e.g., stadium), sufficient branding by means of banners, flags, beach flags or other advertising tools is to be ensured.

- **Communication channels**

To guarantee a consistent and effective communication, the official IRO channels must be used in the first place, including but not limited to social media, newsletter, and website. The implementation of additional communication channels is only accepted after prior consultation with the IRO Office.

- **Photo- and video material**

Photography and video documentation of the event is to be ensured by the hosting organisation. The material must be made available to the IRO after the event for royalty-free use. The usage rights need be clarified with the respective service providers in advance.

All media requests (print, radio, TV) have to be aligned with the IRO.

- **Commercial rights of use**

The sale of products and merchandise (e.g., clothing, advertising material) with IRO branding (logo word mark and/or symbol) is exclusively reserved for the IRO.

APPENDIX D – Briefing Card

ASK FOR GENERAL BRIEF:

- Incident commander & their contact points
- Type of incident / what happened?
- Time of incident?
- Has a risk assessment been carried out?
- Likely hazards?
- Isolation of utilities (gas/electric/water)
- Has the area been sectorised?
- Usage/structure of the building?
- Are there building plans available?
- Number of people missing?
- Possible location of the casualties?
- Live/ dead removed / location / number?
- Has any search been carried out previously?
- Any areas searched before hand?
- Search area/size (footprint) go/no go areas?
- Confirm evacuation signal / route / RV point
- Cordon/ UN security levels in place
- Rescue personnel available?
- Safety USAR person available?

TACTICS

- Type of dog search to be carried out:
- Hasty, Full, Partial
- Assess building stability
- Carry out 360 of the site
- Locate possible hazards
- Ensure rescue/evacuation/medical support is available
- Select best approach for the dog
- Check wind direction
- Break area into sectors
- Draw a sketch
- Prioritise areas
- Do a hasty/superficial search if possible
- Mark alerts locations/time/name
- Check the dog regularly
- Constant dynamic risk assessment

PRE SEARCH

- Full PPE – for handler & dog
- capabilities & limitations of search dogs

DEBRIEF

- Report:
- Dogs alerts/interest location
- Full body check of dog
- Possible contact with trapped persons
- (location/ persons/ names / numbers)
- Sectors/area searched in %
- Sectors/area not searched in %
- Any hazards identified during search

- Any additional info to support USAR team

POST SEARCH

- Welfare of the dog
- Dog reward - negative searching
- Fluid hydration
- Full body check of dog
- Handler to check they have all equipment before

Evacuate



(3 short signals, 1 second each -
repeatedly until site is cleared)

Cease Operations – Quiet



(1 long signal, 3 seconds long)


Resume Operations



(1 long signal + 1 short signal)

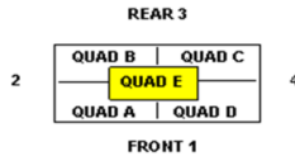
WORKSITE ID: _____

ON-SITE CONTACT: _____



STARTING TIME: _____

COORDINATES: _____



- ➔ North direction
- ➔ Address (street)
- ➔ Wind direction
- ➔ EVAC point
- ➔ Sectors (A-B-C-D)
- ➔ Victim

ALFA - BRAVO - CHARLIE - DELTA - ECHO
 - FOXTROT - GOLF - HOTEL - INDIA - JULI
 - ETT - KILO - LIMA - MIKE - NOVEMBER -
 - OSCAR - PAPA - QUEBEC - ROMEO - SI
 - ERRA - TANGO - UNIFORM - VICTOR -
 - WHISKEY -
 - X-RAY - YANKEE - ZULU